

Basic Wall Mount Door Holder Model:YD-601

Basic Instruction

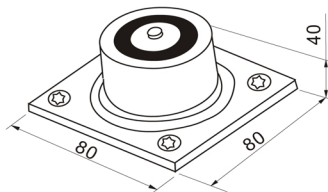
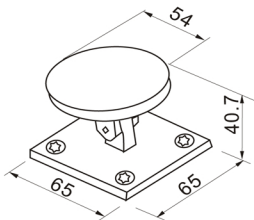
Dual Voltage Selectable(12VDC or 24VDC)
Wall Mounting Direction
Low Current Consumption

Reliable Fail-Safe Mechanism
Durable and Silence Operation

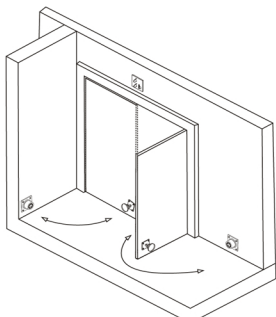
Specifications

- Size: 80Lx80Wx40H(mm)
- Voltage: 12/24VDC+10%(Adjustment)
- Current Draw: 12V/100mA 24V/50mA
- Operating Temp: -10~+55°C (14-131F)
- Suitable Humidity: 0~95%
- Weight: 0.82kg
- Holding Force: 70kg(150Lbs)
- Suitable for: All Kind of Single & Double Smokeproof Doors.
- Finishes for Armature: Zinc
- Finishes for Shell: High Temperature Paint
Environmental Protection Zinc

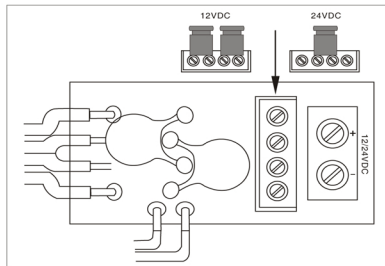
Dimension



Installation



Installation



Wiring Diagram